



ROMPIN STATE PARK @ PAHANG



PARK FACT SHEET


Rompin State Park, or Taman Negeri Rompin is located in the district of Rompin, Pahang, Malaysia. Covering an area of 31,797 hectares, the park is blessed with interesting features of flora and fauna, geology and history. Vehicular access to the Park is available by tarmac road into Kinchin Base Camp, with the journey taking approximately 30 minutes from Kuala Rompin town.

ATTRACTIONS



RAINFOREST DISCOVERY CENTER

Getting close to nature has never been this fun and interactive! The Rainforest Discovery Centre offers visitors an educational experience to learn about the Park's unique biodiversity and natural highlights.



SUSPENSION BRIDGE

Cross the flowing waters of the Kinchin River via the 80-metre long suspension bridge. Once across the river, visitors have the option of climbing to the top of the Kinchin Watch Tower.



WATCH TOWER

Climb the stairs to the top of the 15-metre high watch tower and be rewarded with a scenic view of the rainforest canopy and fresh air.




CAFETERIA

Set amongst lush rainforest, indulge in a selection of food and beverage while listening to the sound of chirping birds and the flowing river nearby.



MULTIPURPOSE HALL

The multipurpose hall can cater to a range of corporate or educational requirements and is suitable for hosting of meetings, functions and corporate events for up to 100 pax.



SERI MAHKOTA WATERFALL

Mahkota waterfall is a 50-meter high cascading waterfall located within easy access from the front entrance of the Park. It is a natural sight to behold and attracts visitors from afar.



ACCOMMODATION

Our accommodation facilities located within the Kinchin Base Camp offer guests the best opportunity to enjoy the natural flora and fauna of Rompin State Park. Challenge yourself with our guided nature activities experience during the day and relax overnight in the comfort of our room facilities under the rainforest canopy. All rooms categories are equipped with air-conditioning, hot water showers, lounge facilities and bathrooms. Accommodation packages include complimentary access to the Rainforest Discovery Centre, suspension bridge, watch tower and Mahkota waterfall, and a base camp night walk on shared excursion basis.

JUNGLE CHALET

This double-storey chalet comes fully furnished with two rooms located on the upper floor and an open lounge on the ground floor. Suitable for families or groups of friends.



| | | |
|----------------------------|---|----------------------------|
| Room Type | : | Standard Chalet |
| Number of Units | : | 3 |
| Rooms per Unit | : | 2 |
| Bed Configuration per Unit | : | 1 Queen Bed, 2 Single Beds |
| Maximum Capacity per Unit | : | 4 people |

RAINFOREST DORM

The Rainforest Dormitory offers single bed accommodation for up to 10 pax spread across two rooms. Common toilets and a shared lounge area are available on the ground floor of the chalet building. Suitable for large corporate or student groups, families and or groups of friends.



| | | |
|------------------------------|---|----------------------------|
| Room Type | : | Dormitory |
| Number of Units | : | 1 |
| Rooms per Unit | : | 2 |
| Bed Configuration for Room A | : | 1 Queen Bed, 3 Single Beds |
| Bed Configuration for Room B | : | 5 Single Beds |
| Maximum Capacity | : | 10 people |

RAINFOREST LODGE

Our signature accommodation product, the Rainforest Lodge, offers luxurious comfort with a stunning view of the Kinchin River. Sleep beneath the gigantic trees of Rompin State Park and reconnect with nature. Suitable for families or groups of friends.



| | | |
|---------------------------|---|-------------------------------|
| Room Type | : | Rainforest Lodge – 1 Bedroom |
| Number of Units | : | 5 |
| Bed Configuration | : | 1 King Bed |
| Maximum Capacity per Room | : | 2 people |
| Room Type | : | Rainforest Lodge – 2 Bedrooms |
| Number of Units | : | 6 |
| Bed Configuration | : | 1 King Bed, 2 Single Beds |
| Maximum Capacity per Room | : | 4 people |



GUIDED ACTIVITIES

JERAM PANJANG TREKKING



Distance : 3.4 km (return) Level of Difficulty : Easy (Suitable for Children)
Duration : 2 Hours Highlight : Elephant Trails

Jeram Panjang Trekking activity follows the path of the elephants and to see the traces left by the giants. Upon arrival at Jeram Panjang, the guide will lead to cross the rapid and get to the clear fresh water stream of Sungai Kernam for a swim.

Recommended Attire: Advisable to bring insect repellent, wear leech socks, long sleeve shirts, long pants, hats, good sun protection and rain coat.

Distance : 4.5 km (return) Level of Difficulty : Moderate
Duration : 2 Hours Highlight : Adventurous trail

A more adventurous trail suitable for outdoor enthusiasts seeking fun trekking. Face challenges along the way such as swampy area, river crossing using fallen log and a little bit of climbing up the soft and slippery soil. Be prepared to get your outfit dirty and wet.

Recommended Attire: Advisable to bring insect repellent wear leech socks, long sleeve shirts, long pants, hats, good sun protection and rain coat.

LUBUK SIKU TREKKING




Distance : Within TNR Level of Difficulty : Easy
Duration : 3 Hours Highlight : Crested Partridge, Lesser Fish eagle, Great Slaty Woodpecker, and the rare Black-and-white Bulbul

The search for rainforest birds continues in Taman Negeri Rompin, a place with diverse species of avifauna and home to 253 species of birds! Some of the "star" birds include Crested Partridge, Lesser Fish-eagle, Great Slaty Woodpecker, and the rare Black-and-white Bulbul.

Guest are encouraged to bring their own binoculars.

BIRDWALK



Distance : 5 km (return) Level of Difficulty : Easy to Moderate
Duration : 3 Hours Highlight : River view of the forest

Paddle upstream to enjoy the scenery of Taman Negeri Rompin through river view of Sungai Kinchin. Along the way of tall tropical trees, we might spot hornbills, eagles and monkeys that prefer the waterways to roam and to forage.

Recommended Attire: Advisable to wear dry-fit clothes including long-sleeve shirts, long pants, swimwear, wet shoes, hats, good sun protection and raincoat, waterproof bag for camera and phone.

KAYAKING & SWIMMING



SUNGAI KERNAM FOREST THERAPY



Distance : 6 km (return) Level of Difficulty : Moderate
Duration : 4 Hours Highlight : Clear flowing stream

The longest trail of all guided activities offered; this moderate difficulty level trekking brings you to an unanticipated river known as Sungai Kernam. The bath in the crystal-clear water acts as a cure for our exhausting walk through the dense forest of Taman Negeri Rompin.

Recommended Attire: Advisable to bring insect repellent, wear dry-fit clothes including long-sleeve shirts, long pants, swimwear, wet shoes, hats, good sun protection, raincoat, waterproof bag for camera and phone.

Distance : 3.5 km (return) Level of Difficulty : Moderate to Difficult
Duration : 4 Hours Highlight : Endemic floral biodiversity

The hike to Padang Tujuh takes you to unique scenery with different vegetation starting with tall dipterocarp tree species dominated by Pokok Kapur that looks like broccoli from afar. Going further up, the trail leads us to the spectacular palm forest including the endemic species; *Livistona endauensis*. Once reached Padang Tujuh, the dry heath forest welcomes you with stunted bonsai trees, pitcher plants and wild orchids.

Recommended Attire: Advisable to bring insect repellent, wear leech socks, long sleeve shirts, long pants, trekking shoes, hats, good sun protection and rain coat.

PADANG TUJUH HIKING

